

Solid Edge On Demand Training Registration Guide

Solid Edge for Education and Community Library Link:

<https://training.plm.automation.siemens.com/mytraining/viewlibrary.cfm?memTypeID=MG276895AC&memID=MG276895AC>

Step 1 – Follow the link to the *Solid Edge for Education and Community* site and click 'Buy'

On-Demand Training - Solid Edge for Education and Community

Description
This library contains courses that enable students and educators to become proficient in the Solid Edge portfolio of products. To access this library for free, select the buy option below and enter promotional code SESCUSER in the registration cart to access the learning material.

- 12 month subscription
- Access to cloud-based environment for hands-on lab exercises
- Access to new training content added during the subscription period
- Knowledge assessments to measure learning progress

Content Details

- Outline
- Glossary

Starting at
USD \$5.00 / year

Buy

Explore This On-Demand Training

Track
All

Search Learning Paths by Title...

Step 2 – Click on “Create an account”

SIEMENS

Sign In

New user **Create an account**

Email
user@domain.com

Password [Show](#)
Enter your password
[Forgot your password?](#)

Sign In

[Sign in with Google](#) [Sign in with LinkedIn](#)

[Sign in with DISW Employee Account](#)

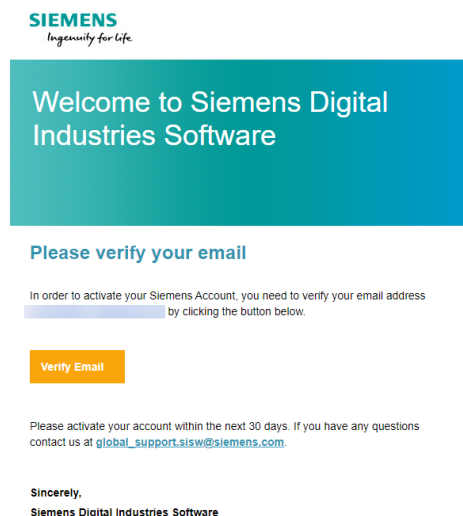
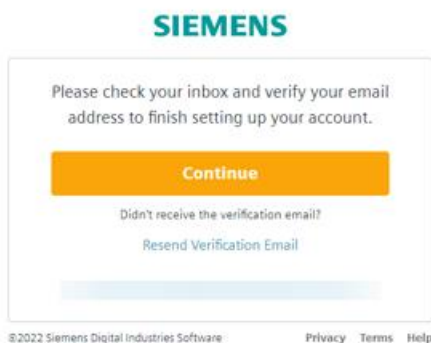
© 2022 Siemens Digital Industries Software [Privacy](#) [Terms](#) [Help](#)

Step 3 – Fill out the required information in the fields. You can also sign up with your Google or LinkedIn profile

*****Students and Teachers are highly recommended to use their school/university .edu email address for smoother registration process.**

The screenshot shows the Siemens registration form titled "Create an Account" with a subtext "or sign in, if you already have an account". The form includes input fields for "First Name" and "Last Name", an "Email" field with a note "Corporate emails preferred.", a "Password" field with a "Show" toggle, and radio buttons for "Company", "University", and "Other". Below these are fields for "Organization Name" and "Country" (a dropdown menu). At the bottom of the form are three buttons: "Create Account" (orange), "Sign in with Google" (blue with Google logo), "Sign in with LinkedIn" (blue with LinkedIn logo), and "Sign in with DISW Employee Account" (light blue). The footer contains "© 2022 Siemens Digital Industries Software" and links for "Privacy", "Terms", and "Help".

Step 4 – Email must be verified, verify by clicking the link in the provided email.



Step 5 – Enter the Promotional Code **SESCUSER** in the corresponding field which will zero out the cost, resulting in a \$0.00 grand total

Registration

Empty Cart

Purchases	Unit Price	Students	Subtotal
Solid Edge for Students and Community On-Demand Library	\$5.00	1	\$5.00

Promotional Code
If you have received a promotional discount code, please enter it here and click "Apply Discount"

Subtotal \$5.00
Discount \$5.00
Grand Total \$0.00

Sales and other taxes will be added during checkout (if applicable).

Step 6 – Fill in the registration information, required fields are indicated by the asterisk (*)

Checkout

1 Billing Info 2 Xcelerator Terms 3 Order Review

*Purchaser E-mail

*First Name M.I. *Last Name

*Company *Telephone

*Address

*Country

*City

*Zip/Postal Code

I agree to the terms in the Siemens Export Agreement

Step 7 - Agree to the Terms of Use

Checkout

1 Billing Info 2 Xcelerator Terms 3 Order Review

Xcelerator Academy

Before proceeding, please review the [Terms of Use](#) for Xcelerator Academy products.

I have read and agree to the Xcelerator Academy Terms of Use

[Back](#) [Continue >](#)

Step 8.A – The review page should resemble this. Verify that the Grand Total is \$0.00 then click 'Place Order'

Checkout

1 Billing Info 2 Xcelerator Terms 3 Order Review

Review and place your order

Please review your order information carefully, then click "Place Order" to complete your purchase

Classes	Unit Price	Qty	Subtotal
Solid Edge for Students and Community On-Demand Library	\$5.00	1	\$5.00
			Subtotal \$5.00
			Discount (sescuser) \$5.00
			Grand Total \$0.00

Purchaser: **Payment Method:** Purchase order, invoice, or training pool

[Back](#) [Place Order >](#)

Step 8.B – If you use non edu email, additional screening is required. You will be notified by email within 24-48 hours.


****If you do not receive a response after 48 hours, please send an email to: xceleratoracademy_EDA@mentor.com**

Order Pending



Your registration request has been received.

Your order number is: **1-2000159574**

 Your order requires additional screening by Siemens. We apologize for the delay. You will be notified by email when we have reviewed your order and you can continue in the registration process.

[Print a copy of your order confirmation](#)

[< Back to Cart](#)

[Explore Other Courses >](#)

Step 9 – Confirmation that your order request has been received

Your registration request has been received.

A horizontal progress bar with six steps. Step 6, 'Order Complete', is highlighted with a green circle. The other steps are in grey circles: 1. Billing Info, 2. Subscription Info, 3. Student Info, 4. Payment Info, 5. Order Review.

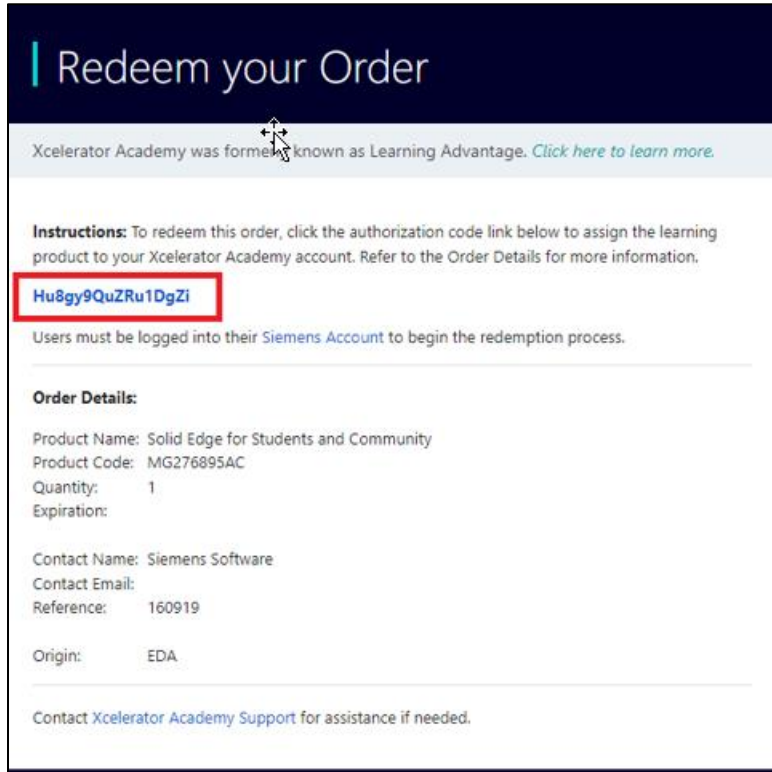
Your registration request has been received.
Your order number is: **123456789**
Thank you for your purchase. You will receive a receipt for this purchase and a second email with the authorization code(s) required to redeem your order.

[Print a copy of your order confirmation](#)

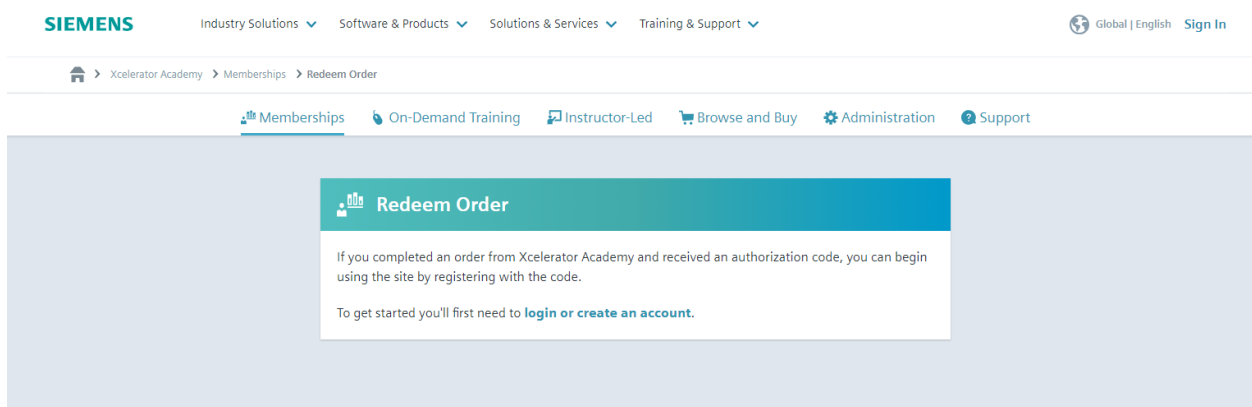
[< Back to Cart](#)

[Explore Other Courses >](#)

Step 10 – You will receive two emails (Course Registration Receipt and Order Redemption Instructions). Click on the authorization code link in the Order Redemption email.



Step 11 – Redirected to Redeem Order Page. Click to login



Step 12 – Continue to login

SIEMENS Industry Solutions Software & Products Solutions & Services Training & Support Global | English

Xcelerator Academy > Login

Memberships On-Demand Training Instructor-Led Browse and Buy Administration Support

Xcelerator Academy Login

Attention! The Xcelerator Academy login has changed.

A **Siemens Account** is required to access Xcelerator Academy. Your Siemens Account username must match your Xcelerator Academy email address in order to maintain access to your enrollment, membership, and transcript information.

If you do not have a Siemens Account, view our [Siemens Account FAQ](#).

If you need assistance with your Siemens Account, contact [Customer Support](#).

Don't show this message next time I log in

I have read the [Siemens Account FAQ](#)

[Continue to login with Siemens Account](#)

Step 13 – Sign in

SIEMENS

Sign In

New user? [Create an account](#)

Email

user@domain.com

Password [Show](#)

Enter your password

[Forgot your password?](#)

By clicking Sign In you agree to our [Terms and Conditions](#)

[Sign In](#)

[Sign in with DISW Employee Account](#)

© 2022 Siemens Digital Industries Software
[Privacy](#) [Terms](#) [Help](#)

Step 14 – Continue

SIEMENS Industry Solutions Software & Products Solutions & Services Training & Support Global | English

Xcelerator Academy > Login

Memberships On-Demand Training Instructor-Led Browse and Buy Administration Support

Xcelerator Academy Login

It looks like you are new to Xcelerator Academy.

If you think you already are a user under a different email address, contact **Customer Support** to link your Siemens Account so you maintain your learning assets and training history.

Or to create a new user with the following Siemens Account email, just click continue

[Continue](#)

Step 15 – Agree to Terms and Conditions

SIEMENS Industry Solutions Software & Products Solutions & Services Training & Support Global | English

Xcelerator Academy > Memberships > Redeem Order

Memberships On-Demand Training Instructor-Led Browse and Buy Administration Support

Redeem Order

Redeeming this code will give access to the following: **Solid Edge for Students and Community**

I have read the **Terms and Conditions** and agree to the terms.

[Complete Redemption](#)

Step 16 – Click on the library link provided

SIEMENS Industry Solutions Software & Products Solutions & Services Training & Support Global | English

Xcelerator Academy > Memberships > Redeem Order

Memberships On-Demand Training Instructor-Led Browse and Buy Administration Support

Redeem Order

Your Training Library is now available. Click to open [Solid Edge for Students and Community](#).

You will receive an email confirming this Training Library is now available in your account.

Step 17 – Redirect to Solid Edge Library.

The screenshot shows the Siemens Solid Edge Training Library interface. At the top, there is a navigation bar with the Siemens logo, 'My Libraries', and a search bar. Below this is a breadcrumb trail: 'Xcelerator Academy > Dashboard > Solid Edge for Education and Community > Learning Paths'. The main header area is teal and contains the text 'Solid Edge for Education and Community'. Below the header is a progress bar with four sections: 'LIBRARY STATS', 'TRACKS 0/8', 'LEARNING PATHS 2/28', and 'CHAPTERS 29/207'. There are also 'BADGES' icons. A secondary navigation bar includes 'Library Home', 'Tracks', 'Learning Paths' (active), 'Chapters', 'Transcript & Certificates', and 'Library Outline'. The main content area is titled 'Learning Paths' and includes a descriptive paragraph: 'Learning Paths are curated groupings of Chapters around a common topic or theme that will assist you in onboarding and fast-tracking towards product expertise.' Below this are six learning path cards arranged in a 2x3 grid. Each card has a title, a description, and a progress indicator. The first card, 'Solid Edge Quick Start', is marked as completed with a green checkmark and a 'Retake' button. The second card, 'Solid Edge Quick Start - 2023', has a 'Start >' button. The third card, 'Creative 2D Design using Solid Edge', has a 'Continue' button. The fourth card, 'Solid Edge Part Modeling', has no buttons. The fifth card, 'Certification Prep Course - Solid Edge Mechanical - Associate Level', has no buttons. The sixth card, 'Certification Prep Course - Solid Edge Mechanical - Professional Level', has no buttons.

SIEMENS My Libraries

Current Library Search

Xcelerator Academy > Dashboard > Solid Edge for Education and Community > Learning Paths

TRAINING LIBRARY

Solid Edge for Education and Community

LIBRARY STATS TRACKS 0/8 LEARNING PATHS 2/28 CHAPTERS 29/207 BADGES

Library Home Tracks Learning Paths Chapters Transcript & Certificates Library Outline

Learning Paths

Learning Paths are curated groupings of Chapters around a common topic or theme that will assist you in onboarding and fast-tracking towards product expertise.

- Solid Edge Quick Start** (1 Chapter)
In this Learning Path you will get an overview of the key features that Solid Edge has to offer.
Retake
- Solid Edge Quick Start - 2023** (1 Chapter)
In this Learning Path you will get an overview of the key features that Solid Edge has to offer.
0/1 Chapters Start >
- Creative 2D Design using Solid Edge** (4 Chapters)
Introduction to Solid Edge. Creating constraints and relationships. Finding Angle, Length, and Area. Creating shapes and Patterns.
1/4 Chapters Continue
- Solid Edge Part Modeling** (6 Chapters)
In this Learning Path we will learn key 3D modeling concepts in Solid Edge to prepare users for the Associate Level Certification Exam.
- Certification Prep Course - Solid Edge Mechanical - Associate Level** (7 Chapters)
In this Learning Path we will review the key modeling concepts covered in Solid Edge Mechanical Associate Level Certification Exam.
- Certification Prep Course - Solid Edge Mechanical - Professional Level** (5 Chapters)
In this Learning Path we will review the key modeling concepts covered in Solid Edge Mechanical Professional Level Certification Exam.